
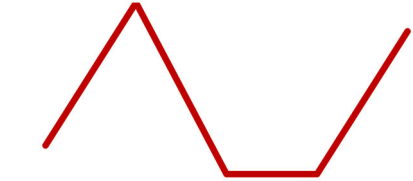

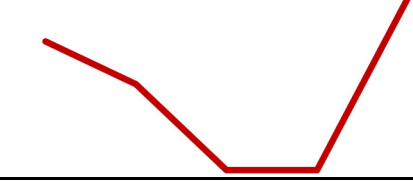




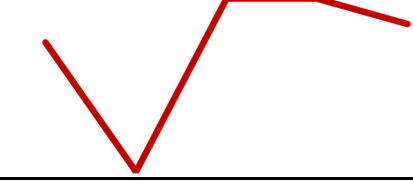





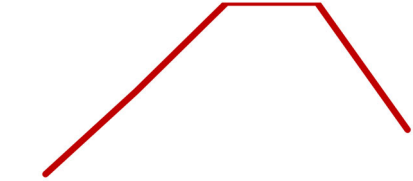
Career Technical Education - Job Placement Rates

Program	5-Year Average	Current Rate	5-Year Trend 2016-17 - 2020-21	Achievable Goal	Aspirational Goal	Standard
Accounting	72%	76%		72%	73%	71%
Administration of Justice	85%	88%		85%	86%	84%
Automotive Technology	87%	91%		87%	88%	86%
Business Administration	74%	78%		74%	75%	73%
Child Development (Child Development and Early Care and Education)	78%	75%		78%	79%	74%


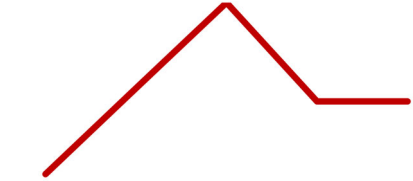



Career Technical Education - Job Placement Rates

Program	5-Year Average	Current Rate	5-Year Trend 2016-17 - 2020-21	Achievable Goal	Aspirational Goal	Standard
CIS: Enterprise Security	80%	83%		80%	81%	79%
CIS: Networking	73%	67%		73%	74%	66%
CIS: Programming	61%	64%		61%	62%	60%
CIS: Database Design	68%	64%		68%	69%	63%
DMT: Computer Aided Design	73%	69%		73%	74%	68%




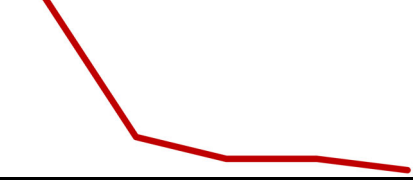

Career Technical Education - Job Placement Rates

Program	5-Year Average	Current Rate	5-Year Trend 2016-17 - 2020-21	Achievable Goal	Aspirational Goal	Standard
DMT: Manufacturing and Industrial Technology	82%	81%		82%	83%	80%
Environmental Studies: Energy Management and Facilities	63%	81%		69%	70%	68%
Environmental Studies: Environmental Resource Management	61%	0%		67%	68%	60%
Environmental Studies: Wildlife Science Technician	62%	NA		NA	NA	NA
Film/TV: Animation	71%	63%		71%	72%	62%


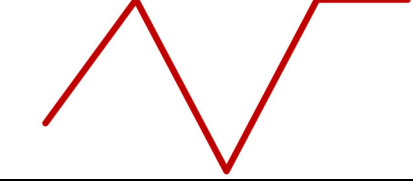
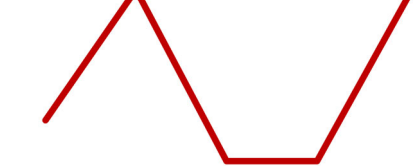
Career Technical Education - Job Placement Rates

Program	5-Year Average	Current Rate	5-Year Trend 2016-17 - 2020-21	Achievable Goal	Aspirational Goal	Standard
Film/TV: Production	71%	70%		71%	72%	69%
Film/TV: Screenwriting	68%	67%		68%	69%	66%
Graphic and Interactive Design	58%	71%		58%	59%	57%
Health Technologies: Insurance and Coding	78%	80%		78%	79%	77%
Health Technologies: Medical Assisting	75%	80%		75%	76%	74%

Career Technical Education - Job Placement Rates

Program	5-Year Average	Current Rate	5-Year Trend 2016-17 - 2020-21	Achievable Goal	Aspirational Goal	Standard
Health Technologies: Phlebotomy	87%	90%		87%	88%	86%
Journalism	69%	75%		73%	74%	72%
Management (incl. Project Mgmt.)	73%	75%		73%	74%	72%
Marketing Management	64%	56%		64%	65%	55%
Medical Laboratory Technology	87%	90%		87%	88%	86%

Career Technical Education - Job Placement Rates

Program	5-Year Average	Current Rate	5-Year Trend 17 - 2020-21	2016- 2017	Achievable Goal	Aspirational Goal	Standard
Paralegal Studies	81%	83%		83%	81%	82%	80%
Professional Photography	83%	100%		100%	83%	84%	82%
Real Estate	67%	78%		78%	67%	68%	66%

Achievable Goal = The rate that will be achieved within 5 years. This rate is set at the five year average. Aspirational Goal = The rate the college will work towards to achieve, but is set at a high, aspirational level. This rate is set 1 percentage point above the five year average. Standard = The rate set at its lowest level that the college would not want to drop below. If it did, it would want to take steps to increase the rate. This rate is set 1 percentage point below the average five year rate reported, unless the average is higher than the current rate, in this case the rate is set one percentage point below the current rate. Data is reported for years where students were placed in a career with ten or more students.