



**Course Modality Preferences
Student Surveys About Fall 2022
May 16, 2022**

Three Surveys Administered to Date

1. **Enrollment Day respondents** (prospective students who RSVP'd online and answered the **one-question survey**)
2. **New applicants** (students who applied May 1-May 12 and answered the one-question survey by noon on May 13)
 - **Ongoing weekly**
3. **Continuing Students**



Enrollment Day Survey

- Completed by students who registered for **Enrollment Day**, including **graduating seniors** from FUHSD and other high schools across the region
- Administered March 25-April 30
- Estimated time to complete: one minute
- **284 students** responded for a **response rate of 72%**



Enrollment Day Survey

	1 st Choice	2 nd Choice	3 rd Choice	4 th Choice
On campus only	52%	17%	17%	15%
Some classes online and others on campus	28%	41%	29%	2%
Hybrid classes (a class that is held partly online and partly on campus)	10%	32%	35%	23%
Online only	10%	11%	20%	60%

New Applicants Survey

- Sent to **new students** who **applied for fall** between May 1-12
- Duplication avoided by removing any submissions from students who already responded to Enrollment Day survey
- Estimated time to complete: **one minute**
- **196 students** responded as of May 13 for a **sample size of 7%**.



New Applicants Survey

	1 st Choice	2 nd Choice	3 rd Choice	4 th Choice
On campus only	44%	13%	14%	27%
Some classes online and others on campus	20%	50%	26%	6%
Hybrid classes (a class that is held partly online and partly on campus)	16%	27%	39%	17%
Online only	20%	10%	20%	51%

ARTISTIC EXPRESSION VILLAGE

1. Select an option

2. Select one bullet per time block

3. Register!

OPTION #1 MON & WED MORNINGS

8:30-9:20

- CRN #11111 EWRT1A.31Y Instr. #1
- CRN #11112 EWRT1A.01Q Instr. #2 AND CRN #11113 LART250.01Q Instr. #2

9:30-10:20

- CRN #11115 MATH10.01Y Instr. #4
- CRN #11116 MATH41.01Y Instr. #5

10:30-11:20

- CRN #11118 COMM1.01Y Instr. #7
- CRN #11119 BIOL1.01Y Instr. #8
- CRN #11120 HUM11.01Y Instr. #9

11:30-12:20

- CRN #11120 ARTS4A.01Y Instr. #10
- CRN #11121 F/TV1.01Y Instr. #11
- CRN #11122 PHTG1.01Y Instr. #12

OPTION #2 MON & WED MORNINGS

8:30-9:20

- CRN #11123 COMM1.02Y Instr. #10
- CRN #11124 CHEM1.01Y Instr. #11
- CRN #11180 ASTR1.01Y Instr. #20

9:30-10:20

- CRN #11125 EWRT1A.32Y Instr. #12
- CRN #11126 EWRT1A.02Q Instr. #12 AND CRN #11127 LART250.02Q Instr. #12

10:30-11:20

- CRN #11129 MATH10.02Y Instr. #14
- CRN #11130 MATH41.02Y Instr. #15

11:30-12:20

- CRN #11120 ARTS4A.01Y Instr. #17
- CRN #11121 F/TV1.01Y Instr. #18
- CRN #11122 PHTG1.01Y Instr. #19

OPTION #3 TUES & THUR MORNINGS

8:30-9:20

- CRN #11135 EWRT1A.33Y Instr. #21
- CRN #11136 EWRT1A.03Q Instr. #22 AND CRN #11137 LART250.03Q Instr. #23

9:30-10:20

- CRN #11139 MATH10.03Y Instr. #25
- CRN #11140 MATH41.03Y Instr. #26

10:30-11:20

- CRN #11142 SPAN1.01Y Instr. #28
- CRN #11143 FREN1.01Y Instr. #29
- CRN #11181 MAND1.01Y Instr. #30

11:30-12:20

- CRN #11144 ARTS4A.02Y Instr. #31
- CRN #11145 F/TV1.02Y Instr. #32
- CRN #11146 PHTG1.02Y Instr. #33

OPTION #4 TUES & THUR MORNINGS

8:30-9:20

- CRN #11147 MATH10.04Y Instr. #34
- CRN #11148 MATH41.04Y Instr. #35

9:30-10:20

- CRN #11150 JOUR1.01Y Instr. #37
- CRN #11151 SOC1.01Y Instr. #39
- CRN #11844 PSYC1.01Y Instr. #39

10:30-11:20

- CRN #11152 EWRT1A.34Y Instr. #40
- CRN #11153 EWRT1A.04Q Instr. #41 AND CRN #11154 LART250.04Q Instr. #42

11:30-12:20

- CRN #11144 ARTS4A.02Y Instr. #44
- CRN #11145 F/TV1.02Y Instr. #45
- CRN #11146 PHTG1.02Y Instr. #46

OPTION #5 MON & WED AFTERNOONS

12:30-1:20

- CRN #11156 ARTS4A.03Y Instr. #47
- CRN #11157 F/TV1.03Y Instr. #48
- CRN #11158 PHTG1.03Y Instr. #49

1:30-2:20

- CRN #11147 EWRT1A.35Y Instr. #50
- CRN #11148 EWRT1A.05Q Instr. #51 AND CRN #11149 LART250.05Q Instr. #52

2:30-3:20

- CRN #11151 MATH10.05Y Instr. #54
- CRN #11152 MATH41.05Y Instr. #55

3:30-4:20

- CRN #11154 PHIL1.01Y Instr. #57
- CRN #11155 ICS1.01Y Instr. #58
- CRN #20225 ANTH1.01Y Instr. #59

OPTION #6 TUES & THUR AFTERNOONS

12:30-1:20

- CRN #11156 ARTS4A.03Y Instr. #47
- CRN #11157 F/TV1.03Y Instr. #48
- CRN #11158 PHTG1.03Y Instr. #49

1:30-2:20

- CRN #11159 HUMA1.01Y Instr. #63
- CRN #11160 ES1.01Y Instr. #64
- CRN #17432 DMT.01Y Instr. #65

2:30-3:20


- CRN #11161 EWRT1A.36Y Instr. #66
- CRN #11162 EWRT1A.06Q Instr. #67 AND CRN #11163 LART250.06Q Instr. #68

3:30-4:20

- CRN #11165 MATH10.06Y Instr. #69
- CRN #11166 MATH41.06Y Instr. #70

Course Selection

- EWRT 1A or EWRT 1A/LART 250 bundle
- MATH 10 or MATH 41
- Major (based on departments' advice)
- GE (based on departments' advice)



How It Works

- Mainly targets **incoming freshmen** but other students might find it useful
- Eight options per **Village**
- Not intended to be comprehensive, but **anyone can be included** if they fall within the scheduling patterns and submit by the deadline
- Students have the option to register as a block of classes or not (**not hard-linked**)
- Can point to **other options** in the class offerings like online classes
- Students don't have to take the whole block so **part-time students** can use it, too

Advantages

- **Incentive and support** for faculty members to return to campus
- **Ease of building** a schedule for incoming freshman who might not be familiar with building their own schedules, especially with so many modalities
- Loosely based on **cohort model** where students might see familiar faces from class to class
- Helps department and division schedulers with some **standardization** of the schedule
- Helps **maximize** classroom space



ARTISTIC EXPRESSION VILLAGE

1. Select an option

2. Select one bullet per time block

3. Register!

OPTION #1 MON & WED MORNINGS

8:30-9:20

- CRN #11111 EWRT1A.31Y Instr. #1
- CRN #11112 EWRT1A.01Q Instr. #2 AND CRN #11113 LART250.01Q Instr. #2

9:30-10:20

- CRN #11115 MATH10.01Y Instr. #4
- CRN #11116 MATH41.01Y Instr. #5

10:30-11:20

- CRN #11118 COMM1.01Y Instr. #7
- CRN #11119 BIOL1.01Y Instr. #8
- CRN #11120 HUM11.01Y Instr. #9

11:30-12:20

- CRN #11120 ARTS4A.01Y Instr. #10
- CRN #11121 F/TV1.01Y Instr. #11
- CRN #11122 PHTG1.01Y Instr. #12

OPTION #2 MON & WED MORNINGS

8:30-9:20

- CRN #11123 COMM1.02Y Instr. #10
- CRN #11124 CHEM1.01Y Instr. #11
- CRN #11180 ASTR1.01Y Instr. #20

9:30-10:20

- CRN #11125 EWRT1A.32Y Instr. #12
- CRN #11126 EWRT1A.02Q Instr. #12 AND CRN #11127 LART250.02Q Instr. #12

10:30-11:20

- CRN #11129 MATH10.02Y Instr. #14
- CRN #11130 MATH41.02Y Instr. #15

11:30-12:20

- CRN #11120 ARTS4A.01Y Instr. #17
- CRN #11121 F/TV1.01Y Instr. #18
- CRN #11122 PHTG1.01Y Instr. #19

OPTION #3 TUES & THUR MORNINGS

8:30-9:20

- CRN #11135 EWRT1A.33Y Instr. #21
- CRN #11136 EWRT1A.03Q Instr. #22 AND CRN #11137 LART250.03Q Instr. #23

9:30-10:20

- CRN #11139 MATH10.03Y Instr. #25
- CRN #11140 MATH41.03Y Instr. #26

10:30-11:20

- CRN #11142 SPAN1.01Y Instr. #28
- CRN #11143 FREN1.01Y Instr. #29
- CRN #11181 MAND1.01Y Instr. #30

11:30-12:20

- CRN #11144 ARTS4A.02Y Instr. #31
- CRN #11145 F/TV1.02Y Instr. #32
- CRN #11146 PHTG1.02Y Instr. #33

OPTION #4 TUES & THUR MORNINGS

8:30-9:20

- CRN #11147 MATH10.04Y Instr. #34
- CRN #11148 MATH41.04Y Instr. #35

9:30-10:20

- CRN #11150 JOUR1.01Y Instr. #37
- CRN #11151 SOC1.01Y Instr. #39
- CRN #11844 PSYC1.01Y Instr. #39

10:30-11:20

- CRN #11152 EWRT1A.34Y Instr. #40
- CRN #11153 EWRT1A.04Q Instr. #41 AND CRN #11154 LART250.04Q Instr. #42

11:30-12:20

- CRN #11144 ARTS4A.02Y Instr. #44
- CRN #11145 F/TV1.02Y Instr. #45
- CRN #11146 PHTG1.02Y Instr. #46

OPTION #5 MON & WED AFTERNOONS

12:30-1:20

- CRN #11156 ARTS4A.03Y Instr. #47
- CRN #11157 F/TV1.03Y Instr. #48
- CRN #11158 PHTG1.03Y Instr. #49

1:30-2:20

- CRN #11147 EWRT1A.35Y Instr. #50
- CRN #11148 EWRT1A.05Q Instr. #51 AND CRN #11149 LART250.05Q Instr. #52

2:30-3:20

- CRN #11151 MATH10.05Y Instr. #54
- CRN #11152 MATH41.05Y Instr. #55

3:30-4:20

- CRN #11154 PHIL1.01Y Instr. #57
- CRN #11155 ICS1.01Y Instr. #58
- CRN #20225 ANTH1.01Y Instr. #59

OPTION #6 TUES & THUR AFTERNOONS

12:30-1:20

- CRN #11156 ARTS4A.03Y Instr. #47
- CRN #11157 F/TV1.03Y Instr. #48
- CRN #11158 PHTG1.03Y Instr. #49

1:30-2:20

- CRN #11159 HUMA1.01Y Instr. #63
- CRN #11160 ES1.01Y Instr. #64
- CRN #17432 DMT.01Y Instr. #65

2:30-3:20

- CRN #11161 EWRT1A.36Y Instr. #66
- CRN #11162 EWRT1A.06Q Instr. #67 AND CRN #11163 LART250.06Q Instr. #68

3:30-4:20

- CRN #11165 MATH10.06Y Instr. #69
- CRN #11166 MATH41.06Y Instr. #70

Returning Students Survey

- Sent to **14,090 students** with valid email addresses who were enrolled in **spring classes**
- Administered **April 18-29** via initial and reminder emails that were personalized with students' first names
- **Estimated time to complete: three minutes**; branched by response
- **1,789 students responded – 13% response rate**

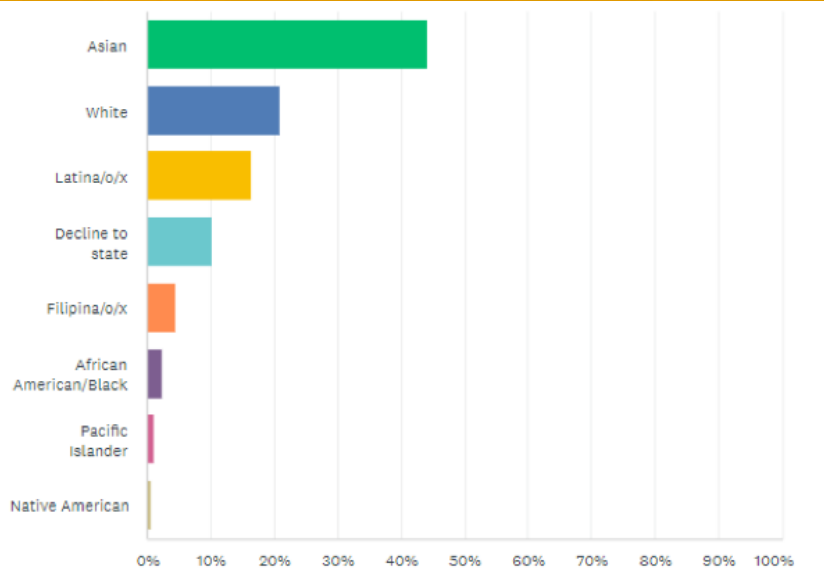


Returning Students Survey

	1st Choice	2 nd Choice
On campus only	11%	8%
Some classes online and others on campus	19%	26%
Hybrid classes (a class that is held partly on campus and partly online)	8%	24%
Online only	62%	39%

Select only one. Answers are from respondents who indicated they would be returning or might be returning. 1,585 responses for first choice, 1,579 responses for second choice.

Q: With which race or ethnicity do you most identify?



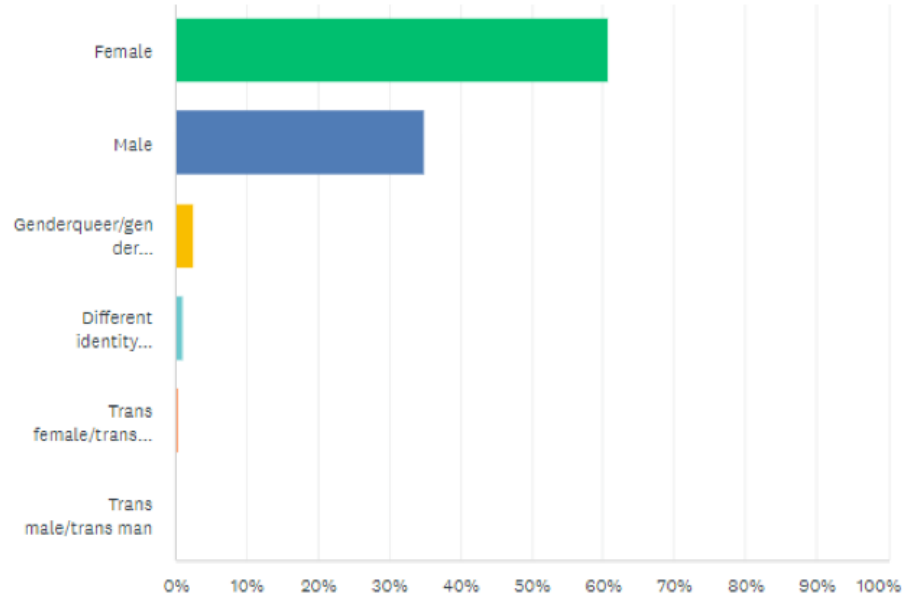
ANSWER CHOICES	RESPONSES	
Asian	44%	679
White	21%	321
Latina/o/x	17%	254
Decline to state	10%	156
Filipina/o/x	5%	70
African American/Black	2%	35
Pacific Islander	1%	15
Native American	1%	9
TOTAL		1,539

Respondents generally aligned to overall student demographics, with Latinx students responding at a slightly lower rate than their share of the student body

- 44% – Asian
- 21% – Latinx
- 17% – White
- 5% – Filipinx
- 2% – Black or African American
- 1% – Native American
- 1% – Pacific Islander

Select only one. Includes all respondents.

Q: What is your current gender identity?



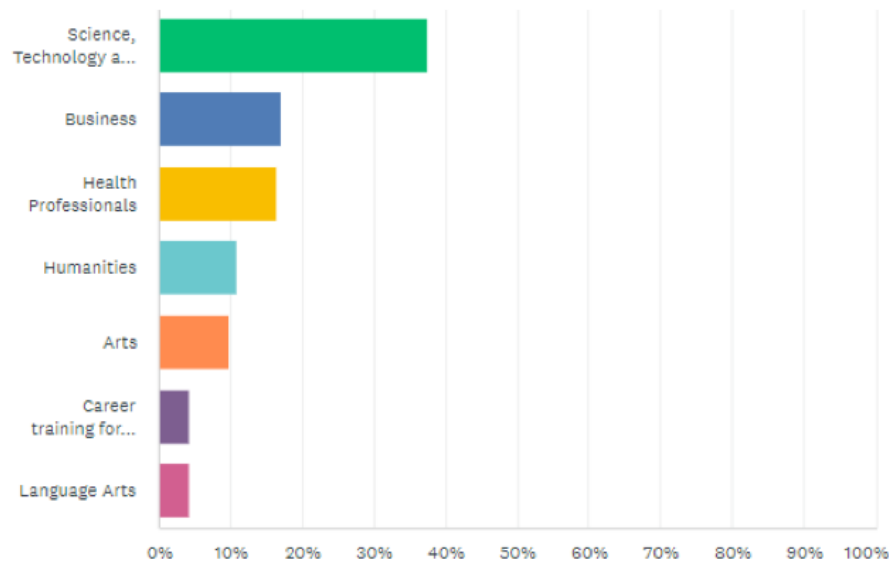
ANSWER CHOICES	RESPONSES	
Female	61%	927
Male	35%	533
Genderqueer/gender non-conforming	2%	38
Different identity (please specify):	Responses 1%	16
Trans female/trans woman	0%	5
Trans male/trans man	0%	4
TOTAL		1,523

Female students responded at a higher rate than their share of the overall student body

- 61% – Female
- 35% – Male
- 2% – Genderqueer or gender nonconforming
- 1% – Different identity than listed

Select only one. Includes all respondents.

Q: Which department most closely aligns with your major?



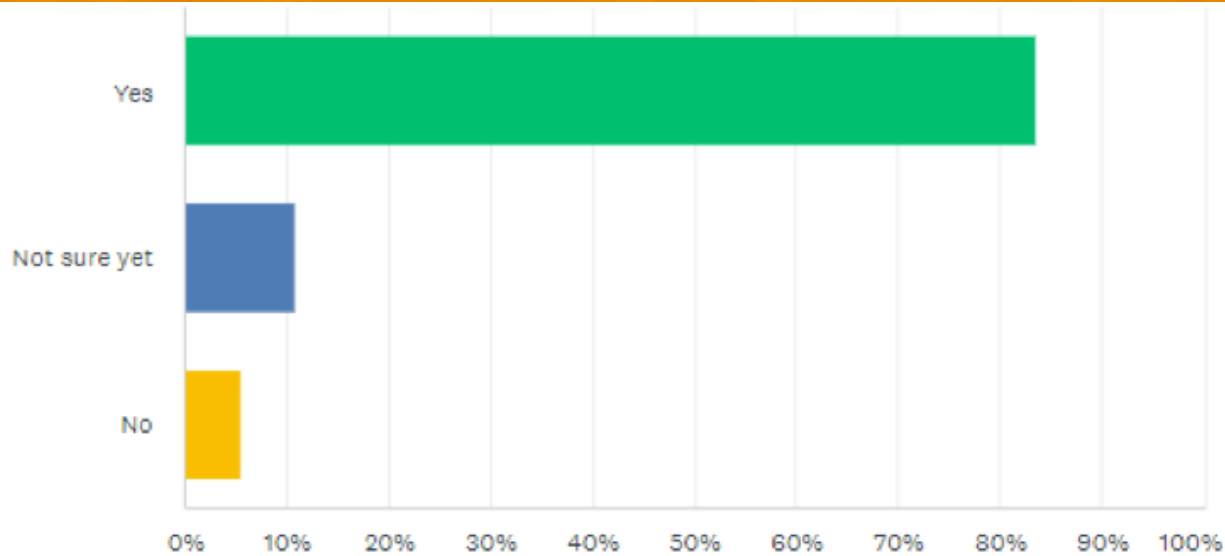
ANSWER CHOICES	RESPONSES
Science, Technology and Math	38% 568
Business	17% 256
Health Professions	16% 247
Humanities	11% 163
Arts	10% 147
Career training for employment after De Anza (other than Health)	4% 66
Language Arts	4% 63
TOTAL	1,510

Respondents were distributed across departments but most heavily represented the sciences, business and health sciences

- 38% – STEM
- 17% – Business
- 16% – Health Professions
- 11% – Humanities
- 10% – Arts
- 4% – CTE
- 4% – Language Arts

Select only one. Includes all respondents.

Q: Do you plan to return to De Anza in the fall quarter?



ANSWER CHOICES	RESPONSES
Yes	84% 1,496
Not sure yet	11% 195
No	5% 98
TOTAL	1,789



- 84% plan to return in the fall
- 11% are not sure yet
- 5% do not plan to return

Select one. All respondents.

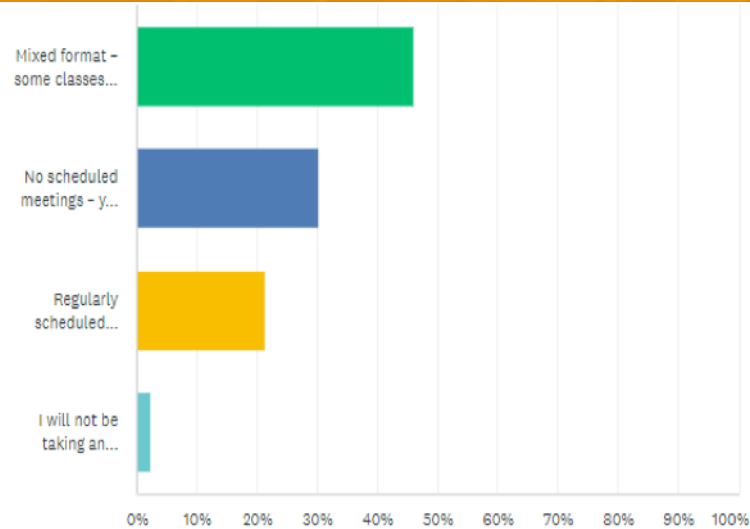
Q: What is your primary reason for not returning in fall quarter?

ANSWER CHOICES	RESPONSES
▼ I will transfer to a four-year college or have completed a degree/certificate or completed my educational goal and no longer need to attend.	85% 82
▼ I plan to enroll at another college.	9% 9
▼ I have a job and no longer have time to attend college.	2% 2
▼ Other (please specify) Responses	2% 2
▼ I cannot find or afford child care (or care for a family member).	1% 1
▼ My educational goals changed and I no longer wish to attend college.	1% 1
▼ The courses I need are not offered in the fall.	0% 0
▼ I cannot afford to attend in the fall.	0% 0
▼ I am not eligible for financial aid.	0% 0
▼ I cannot attend due to personal issues.	0% 0
TOTAL	97

- 85% indicated they will transfer or complete a degree or certificate, or otherwise reached their educational goal
- 9% plan to enroll at another college

Select only one. Answers are from respondents who indicated they would not be returning.

Q: If you were to take an online class, which format do you prefer?



ANSWER CHOICES	RESPONSES
▼ Mixed format - some classes are held in real time on Zoom, but attendance is voluntary, and coursework can be completed at your own pace. (Instructors may record meetings for you to view on your own time.)	46% 728
▼ No scheduled meetings - you complete all the coursework at your own pace, within the assigned dates	30% 478
▼ Regularly scheduled meetings online - you are required to attend classes on Zoom in real time	21% 336
▼ I will not be taking an online course	2% 36
TOTAL	1,578

- 46% – **Mixed Format:** Some classes held in real time on Zoom, but attendance is voluntary and coursework can be completed at your own pace, within assigned dates
- 30% – **No Scheduled Meetings:** You complete all the coursework at your own pace, within the assigned dates
- 21% – **Regularly Scheduled Meetings Online:** You are required to attend classes on Zoom in real time

Select only one. Answers are from respondents who indicated they would be returning or might be returning.

Respondents Who Indicated Reasons for Their Preferences

- Responses relating to **online instruction**
 - **Distance** to campus (don't live nearby), desire to avoid traffic, concern about gas prices, other **transportation challenges** (n=215)
 - Desire for **flexibility, convenience, time-saving, access** to education or classes (n=185)
 - **Concerns for health or safety** of household, not yet comfortable attending in person (n=170)
- Responses relating to **on-campus instruction**
 - Desire for opportunities to **interact and socialize** with others, human connection, **easier access to instructors** (n=50)

Answers are from respondents who chose to provide details on their most preferred way to take classes.

Respondents Who Prefer Online Classes Only

“Having the convenience of on-line classes has helped enable me to return to school while eliminating my commuting & parking expenses, reducing traffic and pollution, and making more efficient use of my time.”

“I learn significantly better with online courses. I have more resources and so much more time. I am more financially stable without the commute (car maintenance and gas costs), am less stressed knowing I have double or plus the study time, and so much more time to take care of the other responsibilities in my life.”

“I am a dual-enrolled student here at De Anza College. I've been attending De Anza for several quarters now (studying as a chemistry student transfer). I have to balance my high school and college curriculum, which at times can be a lot. Online classes are great for me as I can easily fit them into my schedule, and I don't have to worry about commuting to the campus. I'll eventually prefer to be on campus for classes targeted toward my degree, but until then having my GE classes online is best for me.”

“I prefer lectures online so that I can rewatch/listen or pause while I take notes. I also have no problem with a real-time lecture online as I can ask questions or ask the teacher to repeat if needed. Driving to campus, finding parking, and getting to class is time I'd rather be studying or completing assignments.”

Respondents Who Prefer On-Campus Classes Only

“Overall distanced learning/virtual school has been a terrible experience. It provides zero community, lacks meaningful engagements, eradicates the idea of individualized learning, and has encouraged what can only be described as a cheating epidemic among stem courses resulting in sub-par learning outcomes and results in subsequent classes based upon that material.”

“Well I love De Anza and I think more people should come back to do in person classes and to also have more in person classes in the fall 2022 then we had in fall 2021 which was super small and it needs to get back up there in good time and I think the fall of 2022 shall be a good time for that. Plus De Anza is amazing and why do online then go to a beautiful campus to hang out and socialize and everything good.”

“I, and many others, have been robbed of the college experience. I have been taking online classes for 2 years now, and while it has its benefits, I think it is enough. I want to grow my social skills and meet new people. Furthermore, I will be taking mostly science classes with a lab in the fall. I believe that lab classes have no business being online. The lab needs hands-on experience.”

“I plan on taking more science classes this fall, and I believe I learn best with a physical classroom and teacher in front of me, especially when the material is more complicated. It’s easier to ask them questions and to have a structure.”

Respondents Who Prefer Hybrid Classes

“For me, lecture and homework is easier to complete online without the distraction of other students, but time in person is helpful for clarifying understanding and asking questions.”

“I like to have the flexibility to take a class online, but also be able to go to campus and ask the professor for help. When I have questions, I prefer to ask in person, for me it's just easier than asking questions online. Online has too many technical issues, or variables that can go wrong like sound (mic), video (camera), wifi, etc. We should have the ability to choose the best of both options and therefore hybrid makes the most sense.”

“Classes in person help me keep a daily/weekly schedule that makes my quarter more organized and smooth. Meanwhile, I also like having the option to have classes online for safety reasons, as well as for a smoother transition from online classes to on campus classes.”

“Online means I save time and money from traveling and allows a flexible schedule. In person means I exercise social skills and have direct contact with TA's and professors.”

Respondents Who Prefer Some Classes Online and Some On Campus

“I think being in person helps me out as a student to feel more obligated to do my work and reduce procrastination at the same time there are some classes in which I am able to feel more comfortable learning at home because it can be more ‘on my own pace’ learning.”

“I use the GI Bill and it was a prior requirement to have at least 1 class taken in person to receive 100% of the benefits. I would otherwise prefer to take all of my classes online, but I need those benefits to pay for my bills and attend school.”

“I think it is easier for me to take online classes because I have a full time job working 7 AM to 4 PM so I don't have a lot of options on taking an in person class. I chose the mix option because I would at least like to take one in person class maybe in the evening so I actually get a chance to experience school on campus.”

Q: Are there certain courses that you prefer to take in person, on campus?

ANSWER CHOICES		RESPONSES
Science courses with labs		45% 521
Arts (e.g., Dance, Theater, Music)		34% 397
Kinesiology (e.g., Yoga, Body Sculpting, Core Conditioning)		30% 345
Math		24% 276
Health Sciences (e.g., Nursing, Medical Assisting)		23% 265
Applied Technologies (e.g., Automotive Technology, Design and Manufacturing Technology)		20% 227
English		17% 197
Computer Science		16% 186
Other (please specify)	Responses	13% 148
Social Science (e.g., History, Sociology, Political Science)		12% 143
Business		10% 111
Science courses without labs		10% 110
Total Respondents: 1,157		

- 45% – Science courses with labs
- 34% – Arts (e.g., Dance, Theater, Music)
- 30% – Kinesiology
- 24% – Math

Select all that apply. Answers are from respondents who indicated they would be returning or might be returning.

Q: How much do the following issues affect your ability to succeed at De Anza this fall?

Respondents said the following areas had **some effect** or a **great effect** on their success:

- Ongoing issues related to the **pandemic** – concern about **getting sick**, caring for **high-risk relatives**, **loss of interaction** with others, **increased stress**, etc. (77%, n = 1,134)
- **Mental health issues** – personal or family mental health issues, **lack of access** to mental health services (55%, n = 796)
- **Lack of finances** – not enough money or financial aid to pay for college and associated expenses (50%, n = 726)
- **Health issues** – **personal or family** health issues or **lack of access** to health care (42%, n = 605)

Select all that apply. All respondents. On a scale of 1 to 3 – where 1 means “no effect”, 2 means “some effect” and 3 means “great effect”. Additional responses included in appendix slide.

Conclusion

- New students tend to favor **on campus instruction**
- Returning students tend to favor **online instruction**
- Both groups have a preference **for mixed modalities being available**
- Students continue to **face challenges** due to the **pandemic, mental health** and **financial issues**
 - Currently surveying students on their **basic needs** and **mental health**





**Course Modality Preferences
Student Surveys About Fall 2022
May 16, 2022**

Q: How much do the following issues affect your ability to succeed at De Anza this fall?

	1 - NO EFFECT	2 - SOME EFFECT	3 - GREAT EFFECT	TOTAL
▼ Ongoing Issues Related to the Pandemic - including concern of getting sick, caring for high-risk relatives, loss of interaction with others, increased stress, etc.	23% 334	46% 682	31% 452	1,468
▼ Mental Health Issues - personal or family mental health issues or lack of access to mental health services.	45% 655	35% 501	20% 295	1,451
▼ Lack of Finances - not enough money or financial aid to pay for college and associated expenses.	50% 725	31% 456	19% 270	1,451
▼ Health Issues - personal or family health issues or lack of access to health care.	58% 843	28% 408	14% 197	1,448
▼ Unemployment or Underemployment - loss of employment or inability to find employment when seeking it or not enough hours or pay to support your financial needs.	60% 878	27% 393	13% 187	1,458
▼ Technology Resources - including reliable access to the internet and access to a computer with a camera and microphone, etc.	64% 931	26% 384	10% 147	1,462
▼ Housing Insecurity - including moving frequently, crowding, poor housing quality, or the inability to afford rent or bills.	65% 941	22% 321	13% 195	1,457
▼ Food Insecurity - limited or uncertain availability of nutritionally adequate and safe foods, or the ability to acquire such foods in a socially acceptable manner.	76% 1,101	17% 254	7% 100	1,455
▼ Unstable Living Environment - family or home situation is unstable, unsafe or unsupportive.	75% 1,083	17% 250	8% 116	1,449
▼ Homelessness - including having no place to live or couch surfing, living with friends or relatives, living in a shelter, vehicle, or abandoned structures.	82% 1,197	11% 156	7% 103	1,456
▼ Lack of Childcare - inability to obtain quality child care or elder care or inability to pay for it.	83% 1,193	11% 152	7% 98	1,443

Select all that apply. All respondents. On a scale of 1 to 3 – where 1 means “no effect”, 2 means “some effect” and 3 means “great effect”. Additional responses included in appendix slide.